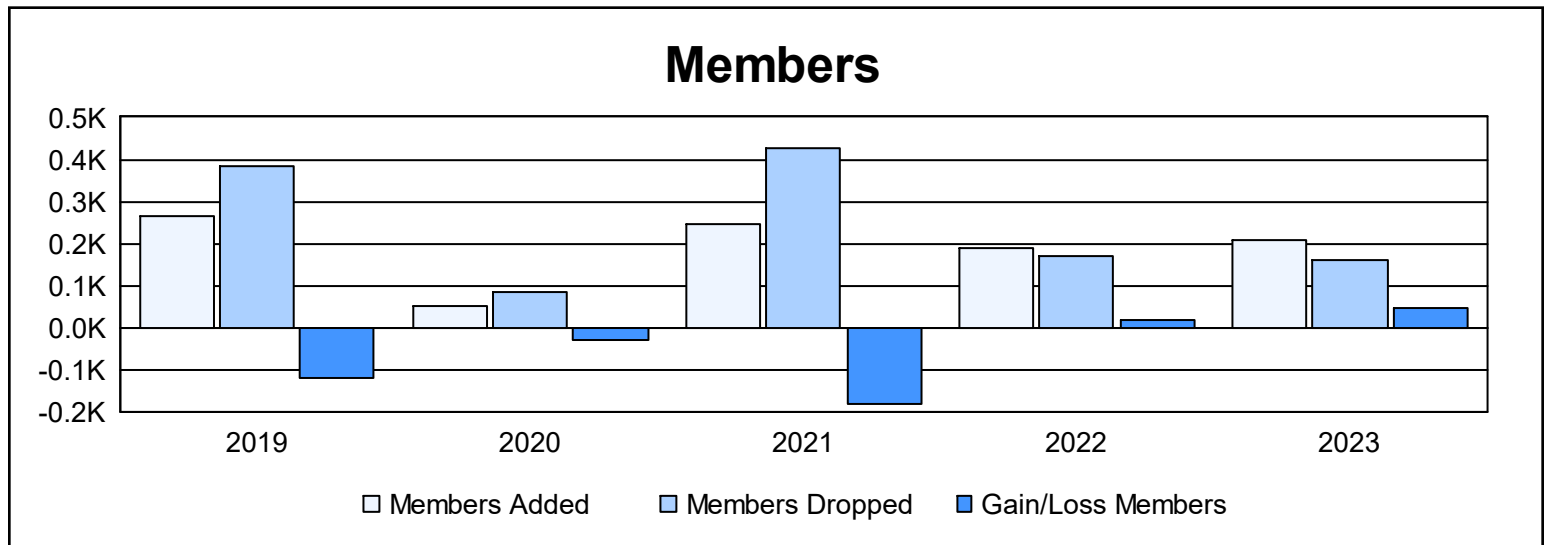
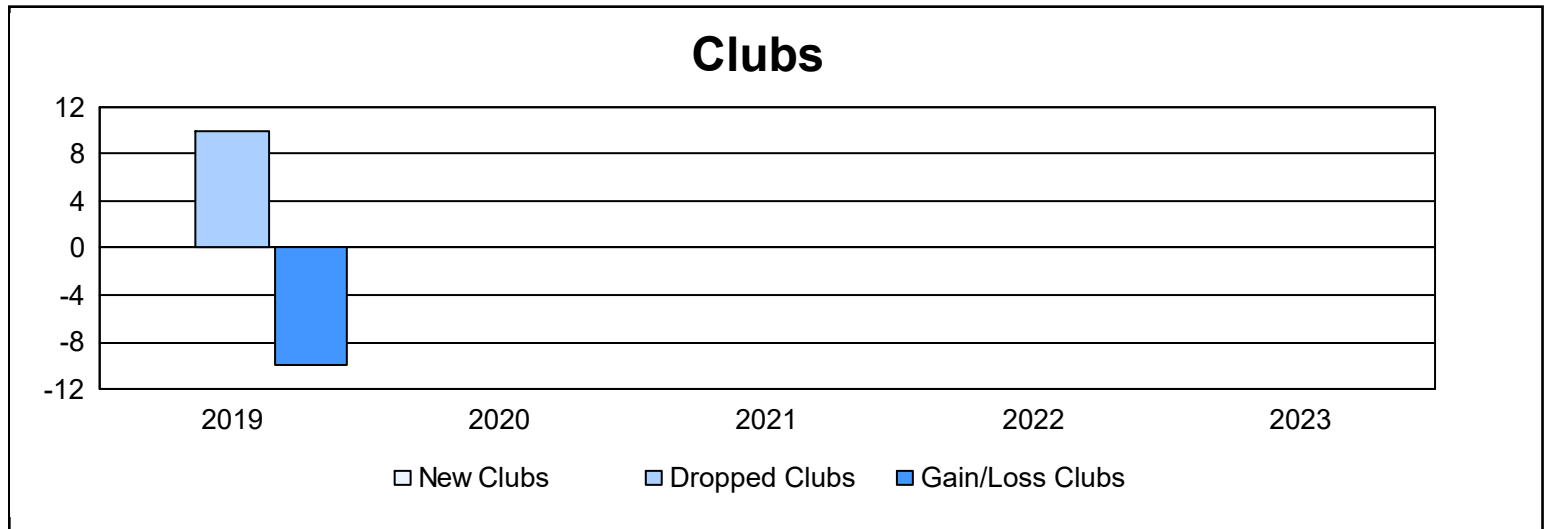
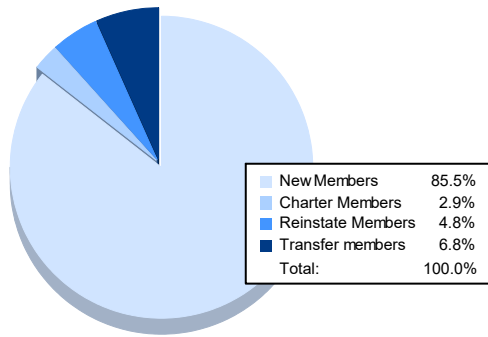


| Year | New Clubs | Dropped Clubs | Gain/ Loss Clubs | New Members | Charter Members | Reinstate Members | Transfer Members | Total Member Added | Total Members Dropped | Gain/ Loss Members |
|----------------|-----------|---------------|------------------|-------------|-----------------|-------------------|------------------|--------------------|-----------------------|--------------------|
| 2018-2019 | 0 | 10 | -10 | 119 | 98 | 32 | 16 | 265 | 383 | -118 |
| 2019-2020 | 0 | 0 | 0 | 10 | 23 | 8 | 12 | 53 | 83 | -30 |
| 2020-2021 | 0 | 0 | 0 | 187 | 17 | 8 | 33 | 245 | 428 | -183 |
| 2021-2022 | 0 | 0 | 0 | 150 | 7 | 16 | 17 | 190 | 171 | 19 |
| 2022-2023 | 0 | 0 | 0 | 177 | 6 | 10 | 14 | 207 | 160 | 47 |
| Average | 0 | 2 | -2 | 129 | 30 | 15 | 18 | 192 | 245 | -53 |



Membership Composition June 2023 Cumulative



Gender Composition June 2023 Cumulative

